


# Welcome to Kindergarten Parent Orientation Night!



\*\*This presentation can be found on the TCE webpage under the “Academics and Programs” tab. Go to the “kindergarten” page. This presentation includes live links.



## Turner Creek Elementary

6820 Turner Creek Road  
Cary, NC 27519  
919-363-1391

# Agenda



- Welcome and Introductions
- Kindergarten health matters
- Transportation
- Preparing for the 1<sup>st</sup> day
- Curriculum
- Lunch
- Communication
- Volunteer opportunities
- Questions



# Our Staff



- Principal: Lisa Spalding
- Assistant Principal: Doug Cox

## Kindergarten Teachers

Track 1: Kari Glenn and Omekia Wilkes

Track 2: Johnna Lake

Track 3: Cherie Atwood

Track 4: Kate Briscoe and Britni Kelly



# Our Mission Statement

- Our mission is to inspire and teach children to become accomplished readers, writers and problem solvers who demonstrate independent thinking, creativity, inquisitiveness and strong positive character traits.



Warm Welcome from:

- TCE's Amazing PTA!





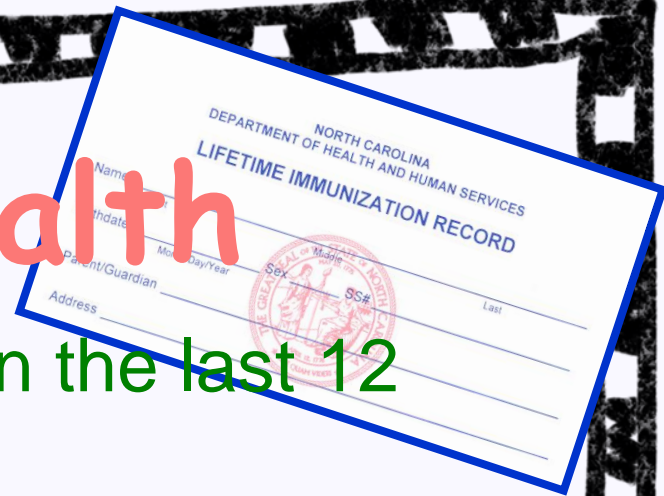
# Kindergarten Health



- Turner Creek has an assigned Wake County Health and Human Services nurse.
- Andrea Bowes is assigned to our school and can be contacted with questions at: 919-280-3681/[abowes2@wcpss.net](mailto:abowes2@wcpss.net)



# Kindergarten Health



A sample of a North Carolina Department of Health and Human Services Lifetime Immunization Record form. The form is tilted and has a blue border. It includes fields for Name, Birthdate, Sex, SS#, Address, and Parent/Guardian. A red circular seal of the North Carolina Department of Health and Human Services is visible on the form.

- Must be current. Dated within the last 12 months by the physician.
- The parent, guardian or responsible person has 30 calendar days from the student's first day of attendance to present the required written proof of immunizations. The child CAN be excluded from school until proof is provided.
- If you have any questions about your child's immunizations please contact the school.



# Medications



- All medications (even OTC) will be administered at school ONLY if a Physician Order for Medication [form 1702](#) is completed.
- These forms are available in the front office.
- All medications must be brought to school and signed in by a parent or guardian.



# Sick Children



- Your child must stay home after he/she has had a fever. They must be fever free without medication for 24 hours before returning to school.
- Students should also stay home if they're experiencing symptoms such as:
  - red, watery eyes with yellow drainage
  - Nausea, vomiting or diarrhea
  - Severe headache
  - Undiagnosed rash
- Please call the office if your child will be out sick. You will also need to send a written note to your child's teacher when he/she returns.

# Transportation

*\*Please help our staff easily identify your child's method of transportation by making sure he/she has a 'transportation tag' pinned to his/her shirt for staggered entry as well as the first 5 days of school. Teachers will distribute tags at Meet the Teacher.*



## Transportation Tag

Date: \_\_\_\_\_

Student Name: \_\_\_\_\_

Teacher: \_\_\_\_\_

Lunch (circle one): Buying    Brought lunch

How I will be going home today\*:

\*(include Bus # or carpool #)

# Ways to Travel



- ❖ Carpool
- ❖ Bus
- ❖ Daycare Vans
- ❖ YMCA: Before and after school care
- ❖ Walker




*Carpool and bus numbers will be available at Meet the Teacher.*

*Please send a written note every time your child has a change in transportation. You may also contact the office by 3:15 if you have a last minute change in transportation. If no note has been received, your child will go home their normal way.*

# The first weeks...



- Parents are welcome to walk kindergarten students to their classrooms on the first day of school.
- A “kiss and go” routine reduces the likelihood of tears.
- Upon arrival by bus or carpool, kindergarten students are escorted to their classrooms by staff members.
- In the afternoons, kindergartners are escorted to buses and carpool by teachers.





# Helpful Hints



- Talk to your child about how he/she will go home in the afternoon.
- Talk about snack and lunch – have your child pack both in his/her backpack so they know which is which.
- Allow plenty of time in the morning to arrive at school on time.

# School Building Entry

- ★ For students' safety the school doors are locked during the day with the exception of the 8:45-9:15 am arrival time.
- ★ All visitors must sign in at the office and obtain a visitor's badge. Please present your driver's license.
- ★ To gain entry to the building push the button on the call box at the front entrance and a staff member will assist you.



# Arrival Procedures

- ★ The building is open for **arrival from 8:45-9:15am** and the school day begins at 9:15am.
- ★ Only students who are registered for before-school care with the YMCA may enter the building before 8:45 am.
- ★ Students arriving after 9:15am must be signed in at the office by a parent. If an adult is not on the sidewalk, you must sign your child in.



# Dismissal Procedures



- Dismissal begins at 3:40 pm.
- Students may not be checked out after 3:15 pm.
- During the first weeks of school, all Kindergartners are accompanied to their designated areas after school for transportation home.



# Dismissal Procedures



- **CARPOOLERS**: At 3:40 carpoolers go to the lobby. When their carpool number is called, beginning at 3:45, they walk outside to the designated color cone where their car will drive up.
- **WALKERS**: At 3:40 walkers go to the lobby to meet their parents waiting **outside** at the front entrance.
- **YMCA**: YMCA afterschool care students go to the gym for the YMCA.
- **BUS RIDERS**: Bus students wait in the classroom until their bus is announced. At that time they walk to the bus loop to board.

# Meet the Teacher Dates



Tracks 1,2,3 – July 8 from 1:30-2:30pm  
Track 4 – July 25 from 4:30-5:30pm



- During Meet the Teacher your child will meet his/her track teacher(s) and will get to explore the classroom he/she will be in!
- Specific school supply lists will be handed out at Meet the Teacher.

# Tissue Tea




Tracks 1,2,3 – July 16 at 9:15am  
Track 4 – August 5 at 9:15am



- Parents of kindergartners are welcome to come and celebrate this milestone with other kindergarten parents.
- A great way to meet the parents of your child's classmates!


# A Typical Kindergarten Day...

- Morning Meeting
- Literacy Block
- Lunch
- Sharing/Shared reading or writing
- Special Classes: Art, Music, PE, Media, Cube
- Snack
- Recess
- Quiet Time
- Math
- Science/Social Studies
- Social Centers





# Staggered Entry



Your child's very **FIRST** day of  
**Kindergarten!**





# Staggered Entry

## *What is it?*

- Staggered entry is a transition activity aimed at helping to ease your child's (and the parents'!) transition into kindergarten.
- Each kindergartner will only come to school for one day during the first week of school.

*\*\*Be sure to sign up for a staggered entry day today!*





# Staggered Entry



*What will my child do?*

- Smaller group sizes allow the teachers to offer individual attention and support as children try new things.
- An informal assessment is integrated into the day through play activities.
- This assessment, along with observations over the first weeks of school will allow the teachers to plan your child's instruction.



# Staggered Entry For Track 1 & 4



- Students assigned to double-track (a track with 2 classes of kindergarten) will be assessed prior to being assigned to a teacher.
- WHY? So that we can create balanced classes that will facilitate a successful year of learning.

*Students on double tracks will be notified of their teacher assignment by phone. Kindergarten teachers will call each family on the last day of staggered entry or the following school day - leaving a message if needed.*





# Staggered Entry

## Dates



### Tracks 1, 2 and 3:

*You will select ONE date for staggered entry*

- July 9,10,11,or 12 - Staggered Entry Day
- July 15 – NO Kindergarten Students attend
- July 16 – Begin regular daily attendance

### Track 4

*You will select ONE date for staggered entry*

- July 29, 30, 31, or Aug. 1 - Staggered Entry Day
- August 2 - NO Track 4 kindergarten students attend
  - August 5 – Begin regular daily attendance

# Supplies for the First Day

❖ Students will need to come to school with the following supplies on their staggered entry day:

- ☐ A large backpack without wheels....*mini backpacks don't hold our stuff :)*
- ☐ A towel for rest time labeled with child's name *(no blankets or pillows please.)*
- ☐ A healthy snack labeled with child's name and packed separately from lunch. Please do not send cookies or sweets for snack. Think brain food! ☺
- ☐ A full change of clothes (including socks & underwear) packed in a large Ziploc bag and labeled with child's name
- ☐ A BIG SMILE! It's going to be a wonderful day!

*\*\*You will receive a list of additional supplies from your teacher tonight or at "Meet the Teacher".*



# Kindergarten Curriculum

- North Carolina curriculum is based on the National Common Core State Standards.
- These guidelines describe the skills and knowledge that students should master for grades K-12.
- These standards set high expectations for all students ...including kindergarten children



By the end of the 1st nine weeks students will be able to (in literacy & math):

- Demonstrate understanding of print concepts (ID parts of book - front, back, title, title page)
- Identify and name all letters and letter sounds
- “Write” a string of many letters left to right, top to bottom
- Express thoughts clearly and audibly
- Follow agreed upon class rules
- Count to 20
- Write numbers to 10
- Count to answer how many objects in a group
- Compare groups to tell more/less/equal





# Kindergarten Curriculum

- More specific information regarding Common Core Curriculum will be given at the Open Houses in August & Sept.
- Website to Common Core Curriculum  
<http://www.corestandards.org/read-the-standards/>



# Lunch Time!



If you would like to have your child purchase lunch at school...

## Payment options:

1. Pre-pay online (preferred) [Click Here](#)
  - You may do this online via the link on the TCE homepage.
  - You will need your child's student ID number to pay online.
2. Send a check made out to "TCE cafeteria" for an amount you choose in your child's daily folder.

## Additional info:

- Your child's lunch account number is the same as their student ID.
- Free & Reduced Lunch forms will be mailed to each students' home.
- Students will wear name tags with lunch # barcodes.
- To pay for lunch students swipe their barcode into a key pad.
- Prices: Lunch - \$2.55    Milk - \$.75    Breakfast - \$1.25



# Home/School Communication

- "Ribbit Report" – emailed weekly
- Turner Creek's website
- Classroom Newsletters
- Friday Folders
- Conferences
- Report Cards
- *Email – best method for contacting  
your child's teacher!*





# Home/School Communication



- The “Ribbit Report” is Turner Creek’s School newsletter.
- It is emailed weekly and can also be found on the TCE homepage.
- Be sure to read this newsletter each week to know about important happenings at school! 😊
- *Sign up tonight or contact the school office to add your email address to the distribution list.*





# *We LOVE Volunteers!*

- Field trips
- Classroom events
- Learning centers in classrooms
- Lunch Bunch
- PTA Events
- Media Center helpers





# BEFORE you Volunteer:

Wake County requires ALL volunteers who will be working with students (in class activities, on field trips, etc.) to register as a volunteer.

- All interested volunteers should register at the beginning (after July 1st) of the year using a designated computer in the Media Center.
- All visitors/volunteers MUST check in at the front office before coming to classrooms. The visitor check in is NOT the same as the volunteer registration.







Thank you for coming  
and welcome to  
Turner Creek Elementary!

We are so **HAPPY** you're here!

*QUESTIONS?*

